

ProductName: Viral Nucleic Acid Extraction Kit

Catalog No.: TAEK05V

INTENDED USE: For Research Use Only. Not for use in diagnostic procedures.

DESCRIPTION:

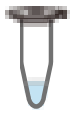






Viral Nucleic Acid Extraction Kit

Cat. No:	TAEK05V-50 (50 preps)	TAEK05V-200 (200 preps)
VNE Buffer	35 ml	140 ml
Wash Buffer 1	22 ml	88 ml
Wash Buffer 2	20 ml	40 ml x 2
RNase-free Water	6 ml	30 ml
Carrier RNA	0.4 mg	1.6 mg
VNE Column	50 pcs	200 pcs
Collection Tube	100 pcs	400 pcs
Elution Tube	50 pcs	200 pcs
User Manual	1	1
Preparation of Wash Buffer 1 and 2 for first use:		
ethanol volume for Wash Buffer 1	8 ml	32 ml
ethanol volume for Wash Buffer 2	80 ml	160 ml

Important Notes:

1. Make sure everything is RNase-free when handling this system.
2. Buffers provided in this system contain irritants. Wear gloves and lab coat when handling these buffers.
3. Add **1 ml** of **VNE Buffer** to the tube of lyophilized Carrier RNA, mix well by vortex and transfer the mixture to the **VNE Buffer** when first open. Store the Carrier RNA added **VNE Buffer** at 4 °C.
4. Add required ethanol (96-100%) to **Wash Buffer 1** and **Wash Buffer 2** before use.
5. Preheat RNase-free water to 70 °C for elution step.

Protocol:

<p>Sample Preparation</p>		<p>Transfer 150 µl of sample into a microcentrifuge tube</p>
<p>Lysis</p>		<p>Add 570 µl of VNE Buffer.</p> <p>Incubate for 10 minutes at RT.</p> <p>Add 570 µl of ethanol (96~100%) to the sample mixture, mix well by plus-vortex.</p>
<p>Binding</p>		<p>Transfer up to 700 µl to the VNE Column, centrifuge at 8,000 x g for 1 min then discard the flow-through.</p> <p>Transfer the rest to the VNE Column, centrifuge at 8,000 x g for 1 minute Discard the flow-through and the Collection Tube.</p>
<p>Wash</p>		<p>Add 500 µl of Wash Buffer 1, centrifuge at 8,000 x g for 1 minute then discard the flow-through.</p> <p>Add 750 µl of Wash Buffer 2, centrifuge at 8,000 x g for 1 min then discard the flow-through, Repeat this step for one more washing.</p>
<p>Dry</p>		<p>Centrifuge at full speed (~ 18,000 x g) for an additional 3 minutes to dry the VNE column</p>
<p>Elution</p>		<p>Add 50 µl of preheated RNase-free Water to the membrane center of the VNE Column.</p> <p>Stand VNE Column for 2 minutes</p> <p>Centrifuge for 2 minutes to elute the nucleic acid.</p>
		<p>Store nucleic acid at -70 °C.</p>

Storage and Stability:

Please read the kit contents and follow the storage condition. The user must validate any other storage conditions. When properly stored, the reagent is stable until the date indicated on the label. Do not use the reagent beyond the expiration date. If unexpected results are observed which cannot be explained by variations in laboratory procedures and a problem with the reagent is suspected, contact Technical: [_info@biotna.net](mailto:info@biotna.net)